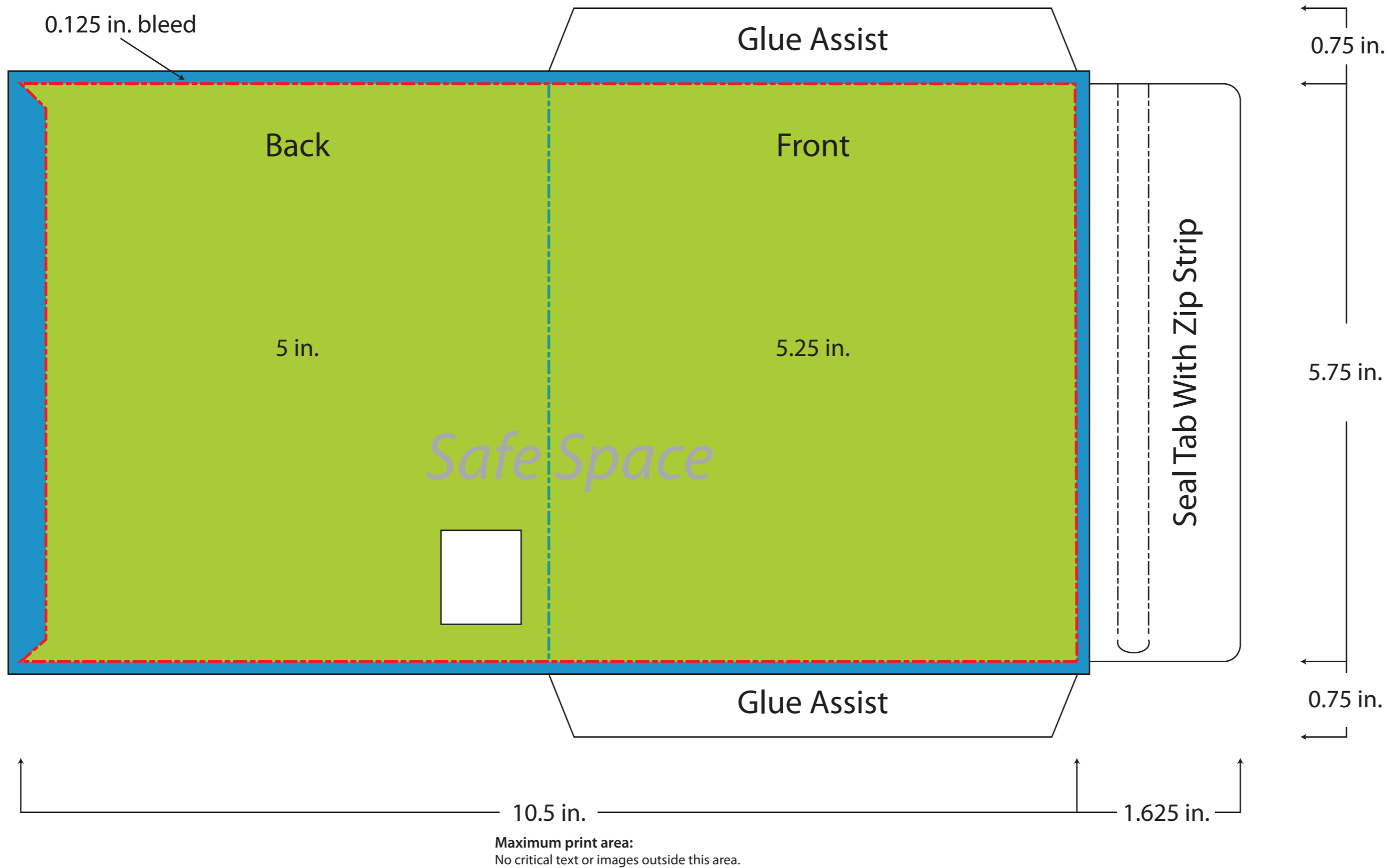


Bison Template 605 Zip Strip Mailer







Artwork Set Up Instructions

PLEASE FOLLOW THESE GUIDELINES OR IT MAY RESULT IN ADDITIONAL CHARGES AND/OR DELAYS.

Contact your Bison Disc representative to determine which method of imprint will be best for your project. If you cannot meet these guidelines contact your Bison Disc representative to discuss acceptable alternate file formats.

- Please Spell check/Proof read your artwork prior to sending it in.
- Make sure your artwork has a minimum 0.125 in. bleed
- Make sure your artwork is in CMYK format
- Make sure that text in your artwork is outlined/rasterized and/or all fonts are included
- Make sure that the artwork is laid out as a separate layer and is set to at least a resolution of 300dpi

-  Final Printable Area (*Safe Space*)
-  End of Printable Area
-  Sheet Will Be Folded Here
-  Bleed Area

